

# Air Conditioning

## Product Information

### R2 Series High Efficiency (101-124kW)

Simultaneous Heating and Cooling  
with Heat Recovery Outdoor Unit

Making a  
World of  
Difference

CITY MULTI

**NEXT**  
GENERATION VRF



Throughout the year, many buildings require cooling in some areas and heating in others - even in adjacent rooms. The outstanding City Multi R2 system meets these requirements by distributing surplus heat from cooling operations (and vice versa) to rooms where it is needed. This efficiency can result in energy savings up to 30% over conventional systems.

#### Key Features

- Highest specification, highest efficiency heat recovery system available
- Delivers the highest levels of comfort, both thermally and acoustically
- Flexible design, installation and maintenance



Cooling | Heating | Ventilation | Controls

# Air Conditioning

## Product Information

### R2 Series High Efficiency (101-124kW)

Simultaneous Heating and Cooling  
with Heat Recovery Outdoor Unit

Making a  
World of  
Difference



OUTDOOR UNITS		PURY-EP900YSNW-A	PURY-EP950YSNW-A	PURY-EP1000YSNW-A	PURY-EP1050YSNW-A	PURY-EP1100YSNW-A	
CAPACITY (kW)	Heating (nominal)	113	120	127	132	140	
	Cooling (nominal)	101	108	113	118	124	
	High Performance Heating (UK)	101.7	108.0	114.3	118.8	126.0	
	COP Priority Heating (UK)	97.2	103.2	109.2	113.5	120.4	
	Cooling (UK)	90.4	96.7	101.1	105.6	111.0	
POWER INPUT (kW)	Heating (nominal)	27.35	28.37	29.52	32.58	36.83	
	Cooling (nominal)	22.34	24.54	26.40	29.13	32.46	
	High Performance Heating (UK)	30.91	32.06	33.36	36.82	41.62	
	COP Priority Heating (UK)	26.53	27.52	28.63	31.60	35.73	
	Cooling (UK)	14.30	15.71	16.90	18.64	20.77	
COP / EER (nominal)		4.13 / 4.52	4.21 / 4.40	4.30 / 4.28	4.05 / 4.05	3.80 / 3.82	
SCOP / SEER*		-	-	-	-	-	
MAX No. OF CONNECTABLE INDOOR UNITS		50	50	50	50	50	
MAX CONNECTABLE CAPACITY		50~150% OU Capacity	50~150% OU Capacity	50~150% OU Capacity	50~150% OU Capacity	50~150% OU Capacity	
AIRFLOW (m³/min)	High	315 / 315	315 / 295	295 / 295	295 / 410	410 / 410	
	Liquid	28.58 (1-1/8")	28.58 (1-1/8")	28.58 (1-1/8")	34.93 (1-3/8")	34.93 (1-3/8")	
PIPE SIZE mm (in)	Gas	41.28 (1-5/8")	41.28 (1-5/8")	41.28 (1-5/8")	41.28 (1-5/8")	41.28 (1-5/8")	
	Liquid	28.58 (1-1/8")	28.58 (1-1/8")	28.58 (1-1/8")	34.93 (1-3/8")	34.93 (1-3/8")	
SOUND PRESSURE LEVEL (dBA)		73.0	71.5	67.5	73.0	73.0	
SOUND POWER LEVEL (dBA)		92.0	90.5	87.0	92.0	92.0	
WEIGHT (kg)		306 + 306	306 + 345	345 + 345	345 + 345	345 + 345	
DIMENSIONS (mm)	Width	1240 + 1240	1240 + 1750	1750 + 1750	1750 + 1750	1750 + 1750	
	Depth	740	740	740	740	740	
	Height (1798mm without legs)	1858	1858	1858	1858	1858	
ELECTRICAL SUPPLY <sup>1</sup>		380-415v, 50Hz	380-415v, 50Hz	380-415v, 50Hz	380-415v, 50Hz	380-415v, 50Hz	
PHASE <sup>1</sup>		Three	Three	Three	Three	Three	
STARTING CURRENT (A) <sup>1</sup>		8	8	8	8	8	
NOMINAL SYSTEM RUNNING CURRENT (A) <sup>1</sup>		Heating / Cooling [MAX]	42.2 / 34.5 [34.6 + 34.6]	43.8 / 37.9 [34.6 + 40.3]	45.6 / 40.8 [40.3 + 40.3]	50.3 / 45.0 [40.3 + 44.3]	56.9 / 50.1 [44.3 + 44.3]
GUARANTEED OPERATING RANGE (°C)		Heating / Cooling	-20~15.5 / -5~52	-20~15.5 / -5~52	-20~15.5 / -5~52	-20~15.5 / -5~52	
FUSE RATING (MCB sizes BS EN 60947-2) - (A) <sup>1</sup>			1 x 40 / 1 x 40	1 x 40 / 1 x 50	1 x 50 / 1 x 50	1 x 50 / 1 x 50	
MAINS CABLE No. Cores <sup>1</sup>			4 + earth / 4 + earth	4 + earth / 4 + earth	4 + earth / 4 + earth	4 + earth / 4 + earth	
CHARGE REFRIGERANT (kg) / CO <sub>2</sub> EQUIVALENT (t) R410A (GWP 2088)			21.6 / 45.1	21.6 / 45.1	21.6 / 45.1	21.6 / 45.1	
MAX ADDITIONAL REFRIGERANT (kg) / CO <sub>2</sub> EQUIVALENT (t) R410A (GWP 2088)			77.4 / 161.6	77.4 / 161.6	77.4 / 161.6	77.4 / 161.6	

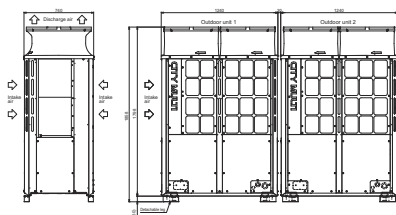
Notes: \*SCOP / SEER available separately in the 'City Multi VRF Seasonal Efficiency' document. Based on Ecodesign Lot 21 / 6 to EN14825 standard.  
<sup>1</sup>A separate power supply is required for each module. Where more than one figure is quoted there are multiple modules.

## PRODUCT DIMENSIONS

### PURY-EP900YSNW-A

Side View

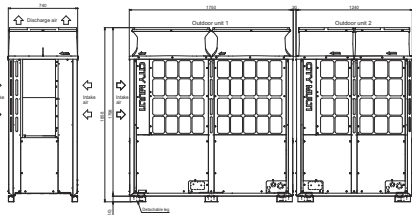
Front View



### PURY-EP950/1000/1050YSNW-A

Side View

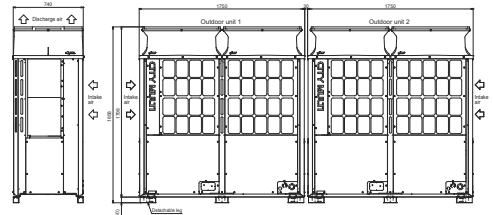
Front View



### PURY-EP1100YSNW-A

Side View

Front View



Telephone: 01707 282880

email: [air.conditioning@meuk.mee.com](mailto:air.conditioning@meuk.mee.com)

web: [airconditioning.mitsubishielectric.co.uk](http://airconditioning.mitsubishielectric.co.uk)

UNITED KINGDOM Mitsubishi Electric Europe Living Environment Systems Division

Travellers Lane, Hatfield, Hertfordshire, AL10 8XB, England General Enquiries Telephone: 01707 282880 Fax: 01707 278881

IRELAND Mitsubishi Electric Europe Westgate Business Park, Ballymount, Dublin 24, Ireland

Telephone: Dublin (01) 419 8800 Fax: Dublin (01) 419 8890 International code: (003531)

Country of origin: United Kingdom – Japan – Thailand – Malaysia. ©Mitsubishi Electric Europe 2017. Mitsubishi and Mitsubishi Electric are trademarks of Mitsubishi Electric Europe B.V. The company reserves the right to make any variation in technical specification to the equipment described, or to withdraw or replace products without prior notification or public announcement. Mitsubishi Electric is constantly developing and improving its products. All descriptions, illustrations, drawings and specifications in this publication present only general particulars and shall not form part of any contract. All goods are supplied subject to the Company's General Conditions of Sale, a copy of which is available on request. Third-party product and brand names may be trademarks or registered trademarks of their respective owners.

Note: The fuse rating is for guidance only. Please refer to the relevant databook for detailed specification. It is the responsibility of a qualified electrician/electrical engineer to select the correct cable size and fuse rating based on current regulation and site specific conditions. Mitsubishi Electric's air conditioning equipment and heat pump systems contain a fluorinated greenhouse gas, R410A (GWP:2088), R32 (GWP:675), R407C (GWP:1774) or R134a (GWP:1430). \*These GWP values are based on Regulation (EU) No 517/2014 from IPCC 4th edition. In case of Regulation (EU) No.626/2011 from IPCC 3rd edition, these are as follows: R410A (GWP:1975), R32 (GWP: 550), R407C (GWP:1650) or R134a (GWP:1300).



[www.greengateway.mitsubishielectric.co.uk](http://www.greengateway.mitsubishielectric.co.uk)

Mitsubishi Electric UK's commitment to the environment

Follow us @meuk\_Jes  
Follow us @green\_gateway

Mitsubishi Electric  
Living Environmental Systems UK

[mitsubishielectric2](https://www.youtube.com/mitsubishielectric2)

[thehub.mitsubishielectric.co.uk](http://thehub.mitsubishielectric.co.uk)

Effective as of November 2017